

LEEK



MATERIALS: I've used white and green cotton yarn for 3,5-4,5mm crochet hook and a 3mm crochet hook

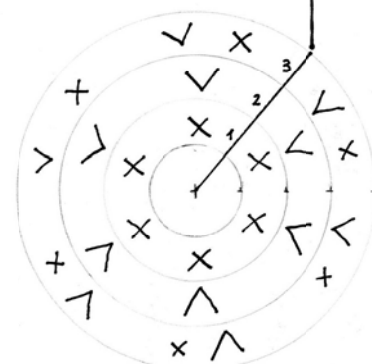
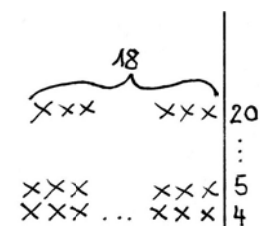
A – BOTTOM:

With white yarn

- Rd1: magic loop with 6 sc
- Rd2: 2sc in every stitch
- Rd3: *1sc 2sc in next stitch* repeat 6 times
- Rd4-20 1 sc in every stitch

Cut yarn and fasten off

- (6)
- (12)
- (18)
- (18)





B – CENTER

With white yarn

Rd1: magic loop with 6 sc (6)

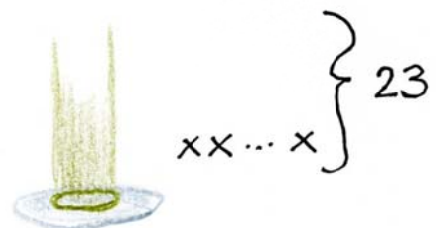
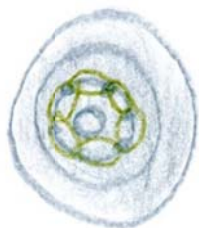
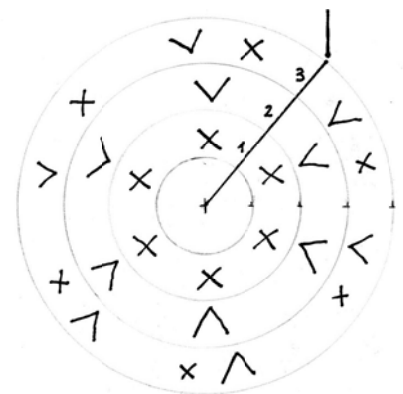
Rd2: 2sc in every stitch (12)

Rd3: *1sc 2sc in next stitch* repeat 6 times (18)

Cut yarn and fasten off

With green yarn

Sew chain stitches on the round you've just crocheted, between the 1st and the 2nd Rd. Then crochet on the chain stitches with sc; make 23 rounds. Cut yarn and fasten off

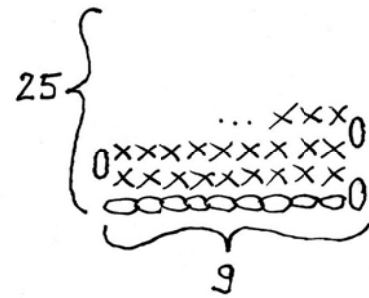


FREE PATTERN

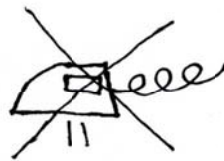
C - LEAVES

With green yarn, crochet 3 rectangles:

- Row1: chain 9 + 1 (for turning)
 - Row 2-24: sc in the 2nd chain from hook, sc 8, chain 1
 - Row 25: 9 sc
- Cut yarn and fasten off



Don't iron them!



FINISHING

- Sew the rectangles on the center
- Sew eyes and mouth on the bottom and stuff it
- Sew the center on the bottom

